



Battery Specification Approval Sheet

Product Features

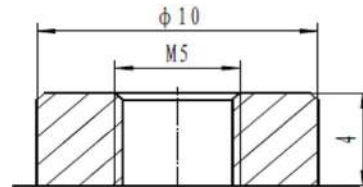
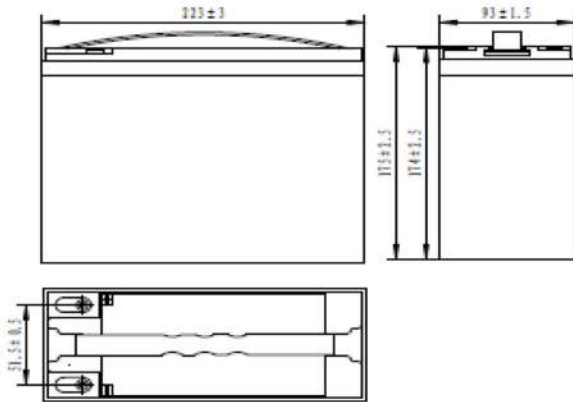
- High tin low calcium alloy grids designed to resist corrosion;;
- Patent multi-layer polarity sealing structure, safety and reliable leakage-proof performance
- Patent composite grid structure and plate of high humidity and high temperature curing process which prolong life;
- High purity row and auxiliary materials, low self discharge

Application

- UPS/EPS
- Emergency lighting
- Communication equipment;
- Renewable Energy
- Power tool
- Universal

Compliant Standards

- GB/T 19639.1-2005;
- IEC 61056-1/2: 2002
- JIS C8702-1/2: 2009;
- Passed ISO9001, ISO14001, OHSAS18001, UL and CE certificates



Battery Model	SP12-35			
Designed Life	10 Years			
Capacity(25°C)	20HR(1.75A,1.75V)	10HR(3.2A,1.75V)	5HR(5.80A,1.75V)	1HR(22.16A,1.70V)
	35Ah	32Ah	29.0AH	22.2AH
Dimensions	Length	Width	Height	Total Height
	223mm	93mm	175mm	175mm
Approx. Weight	9.5kg			
Internal Resistance	9.3m Ω			
Maximum Discharge Current	520A(5 Sec.)			
Self Discharge	≤3% per months (25°C)			
Charge Voltage(25°C)	Cycle use		Float use	
	14.7V(-18mV/°C), max charge current:10.5A		14.1V(-18mV/°C)	

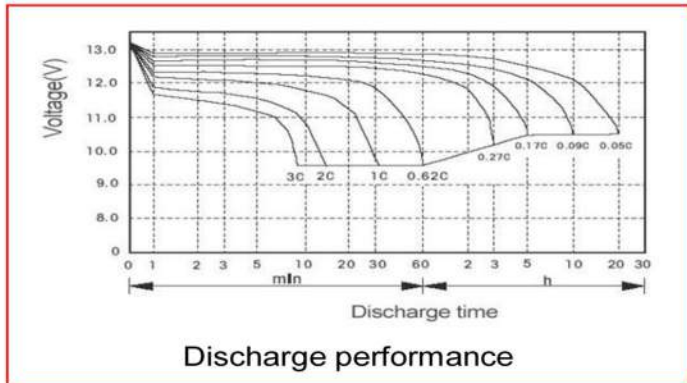


Discharge parameter:

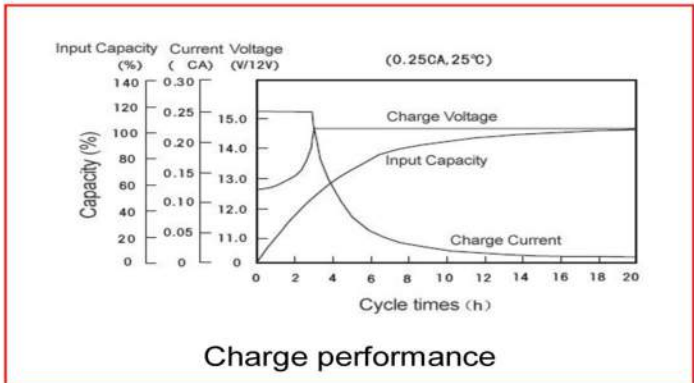
Constant current discharge data (25°C , A)													
End voltage (V/cell)	5min	10min	15min	20min	30min	45min	1h	1.5h	2h	3h	5h	10h	20h
1.60	133.0	86.64	61.62	50.96	39.39	28.36	22.35	16.22	12.55	8.738	5.837	3.213	1.754
1.65	129.0	86.21	61.46	50.62	39.13	28.17	22.19	16.14	12.47	8.690	5.818	3.208	1.753
1.70	125.1	84.05	60.08	49.95	38.87	27.98	22.16	16.11	12.45	8.687	5.815	3.206	1.752
1.75	113.4	81.90	58.80	49.35	38.50	27.77	22.02	16.04	12.43	8.668	5.803	3.201	1.750
1.80	101.2	75.43	54.86	46.73	36.85	27.19	21.60	15.78	12.24	8.557	5.739	3.172	1.738

Constant power discharge data (25°C , W/cell)													
End voltage (V/cell)	5min	10min	15min	20min	30min	45min	1h	1.5h	2h	3h	5h	10h	20h
1.60	243.2	164.4	117.6	97.16	75.83	55.55	43.87	31.90	24.78	17.31	11.63	6.416	3.574
1.65	236.5	163.8	117.0	97.02	75.65	55.32	43.72	31.85	24.72	17.28	11.61	6.410	3.570
1.70	230.3	160.0	114.6	96.08	75.47	54.98	43.65	31.82	24.70	17.26	11.59	6.408	3.554
1.75	210.0	156.3	112.7	95.41	75.08	54.63	43.48	31.79	24.68	17.22	11.57	6.401	3.541
1.80	189.0	144.7	106.1	91.13	72.16	53.59	42.83	31.41	24.41	17.10	11.52	6.381	3.534

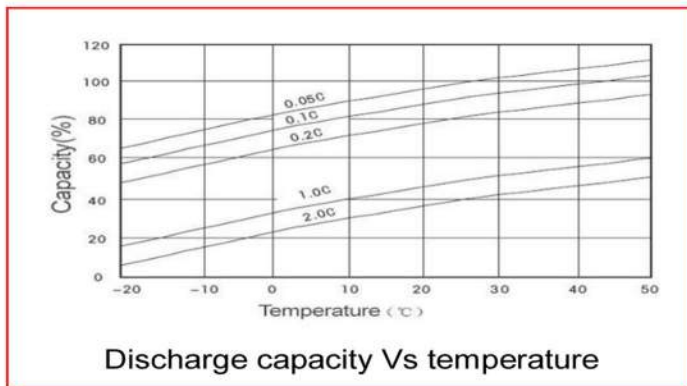
Performance Curve :



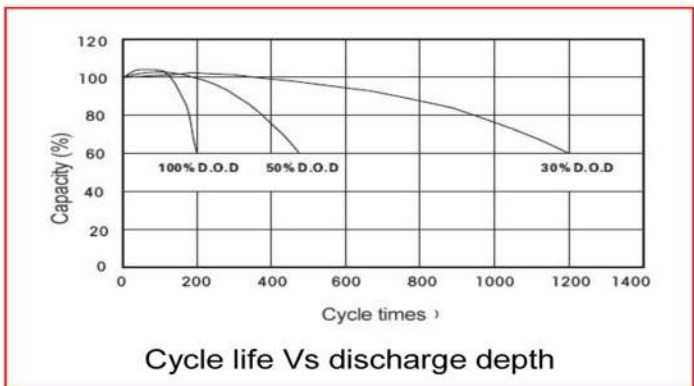
Discharge performance



Charge performance



Discharge capacity Vs temperature



Cycle life Vs discharge depth

